



# STEP-BY-STEP PROCESS FOR GETTING YOUR CUBAN ELECTRONIC VISA (E-VISA)

# 1



## Step 1: Receive Proof of Purchase

After purchasing your e-visa through Cuba Travel Services, you will receive a personalized document with a unique e-visa number. This is not the actual e-visa but serves as proof of purchase.



**Cuba Visa Services**  
Official Cuba E-Visa Service for Travelers Originating in the United States

**ELECTRONIC VISA NUMBER**  
**ABCD12345**

**THIS IS YOUR PROOF OF PURCHASE OF YOUR ELECTRONIC VISA**  
The E-Visa number **MUST** be entered into the D'Viajeros form for your E-Visa to be valid  
The form can only be completed within 72 hours of your flight

**IMPORTANT: YOUR E-VISA WILL NOT BE ACCEPTED UNLESS THE E-VISA NUMBER & "DIRECCION DE IDENTIFICACION, INMIGRACION Y EXTRANJERIA" SEAL IS INCLUDED ON YOUR D'VIAJEROS FORM CONFIRMATION PAGE**


Scan the QR code below to access the D'Viajeros form

  <https://dviajeros.mitrans.gob.cu/inicio>

**TRAVEL INFORMATION**

First Name: \_\_\_\_\_  
Last Name: \_\_\_\_\_  
Flight Date: \_\_\_\_\_  
Airline: \_\_\_\_\_  
Airline Confirmation #: \_\_\_\_\_

**TRAVEL INFORMATION**



- Present your completed D'Viajeros form upon check in for your flight and for entry/exit from Cuba
- E-Visa is valid for one entry and one exit. It is valid for 90 days from the day you enter Cuba
- ALL E-VISA PURCHASES ARE NON-REFUNDABLE


# 2



## Step 2: Fill out the D'Viajeros Form to validate your E-Visa


### 1. Go to the D'Viajeros Website

Visit: <https://dviajeros.mitrans.gob.cu/inicio>





### 2. Select Your Language



In the top-right corner, select "Ingles/English" from the language dropdown menu.




### 3. Start the Form Request

Click on "Form Request" to begin.

 D'VIAJEROS Advance information of travelers 04:37:50 PM Cuba local time 





**Request your form to provide advance information on entering and leaving the Republic of Cuba**

Digital form required by various institutions that allows entry from the national territory of Cuba.

[Form Request](#) [Edit Form](#)

## WHAT IS ADVANCE TRAVEL INFORMATION?



### 4. Fill in Your Personal Data



Enter your information exactly as it appears on your passport.

Required fields are marked in red.

**Make sure to enter your email address** (Once the form is completed you will receive an email confirmation).

Click "Next" to proceed.

 D'VIAJEROS Advance information of travelers 03:27:20 PM Cuba local time 



### Personal Data

The data they have (\*) are required

First name(\*)

John

Second name

First surname(\*)

Smith

Second surname

Birthdate (\*)

Day

05

Month

01

Year

1975

Gender(\*)

Male

Citizenship (\*)

USA

Passport number with which you will enter the country (\*)

USA

Country of permanent residence (\*)

USA


Email



johnsmith@myemail.com

Phone

## 5. Enter Migratory Information

Provide flight details and arrival airport information - if flying to Havana, select HAV (Jose Martí), if flying to Santa Clara, select SNU (Santa Clara).

 D'VIAJEROS Advance information of travelers 10:04:18 AM Cuba local time



### Migratory Information

The data they have (\*) are required

Arrival date (\*)  
10/30/2024

Flight (\*)  
AA264

Airline Name (\*)  
American Airlines

Traveler's country of origin(\*)  
USA

Airport/Port of entry to Cuba (\*)  
A.I. José Martí (La Habana / HAV)

Travel reasons (\*)  
Tourism

Electronic Visa Number  
1234567890


If you do not have an electronic visa number, continue.



Previous

Next

## 6. Sanitary Information

You can skip the vaccination information section since it is no longer required for travel to Cuba.

 D'VIAJEROS Advance information of travelers 10:23:37 AM Cuba local time



### Sanitary Information

The data they have (\*) are required

Place of accommodation (\*)  
Hotel

Name of the hotel (\*)  
Atlántico


Countries visited in the last 15 days  
Select

Symptoms or signs of illness in the last 15 days  
Select

Questionnaire  
Select

Previous

Next



### Easy and simple

In a simple way you will be able to enter your personal data, you can save time in paperwork and we will offer you a more

## 6.1. Choose Your Destination in Cuba

Select the province (e.g., La Habana).

Choose your municipality (e.g., Centro Habana or Plaza de la Revolución if staying in Vedado).

**Sanitary Information**  
The data they have (\*) are required

Place of accommodation (\*)  
Hotel

Name of the hotel (\*)  
Select

Countries visited in the last 15 days  
Select

Questionnaire  
Select

Previous

**Easy and simple**  
In a simple way you will be able to enter your personal data, you can save time in paperwork and we will offer you a more pleasant stay in our country.

## 6.2. Accommodation Details

If staying in a hotel, select "Hotel" and choose your specific hotel from the dropdown menu.

**Sanitary Information**  
The data they have (\*) are required

Place of accommodation (\*)  
Home

Traveler address (\*)

Province where you are going(\*)  
Select  
Artemisa  
Camagüey  
Ciego de Ávila  
Cienfuegos  
Granma  
Guantánamo  
Holgún  
Isla de la Juventud  
La Habana  
Matanzas  
Mayabeque  
Pinar del Río  
Santi Spiritus  
Santiago de Cuba

Municipality where you are going  
Select

Symptoms or signs of illness in the last 15 days  
Select

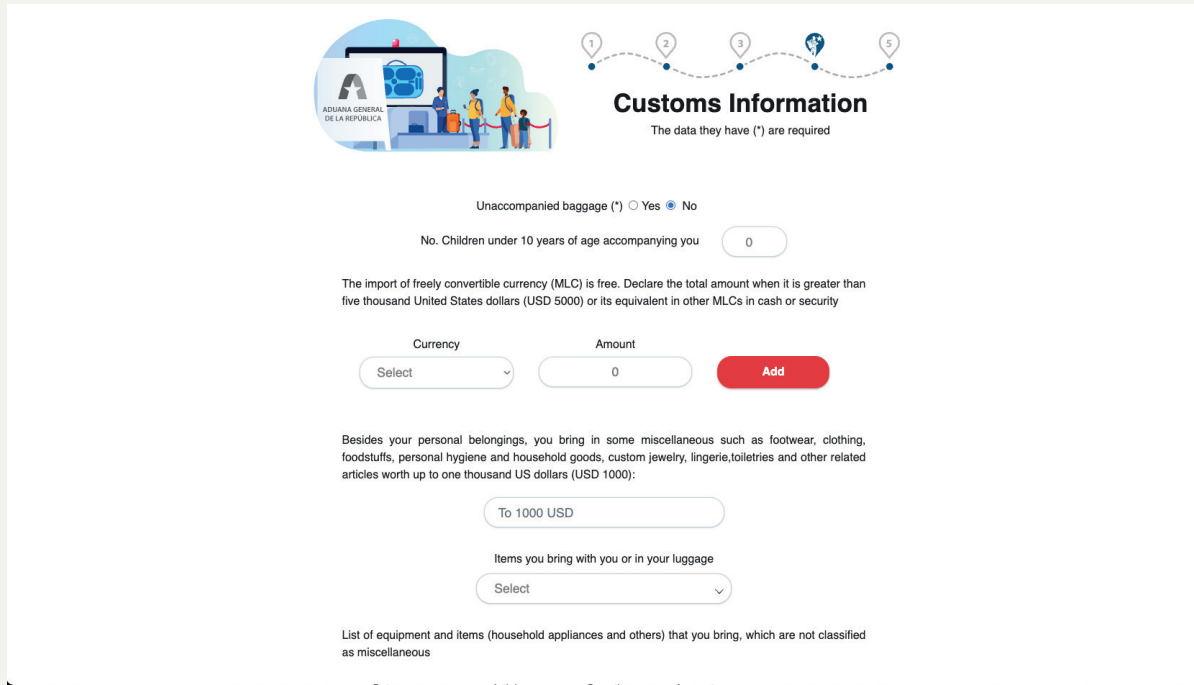
Next

**Easy and simple**  
In a simple way you will be able to enter your personal data, you can save time in paperwork and we will offer you a more pleasant stay in our country.

## 7. Customs Information

Declare if you are bringing more than \$5,000 in cash or items worth more than \$1,000.

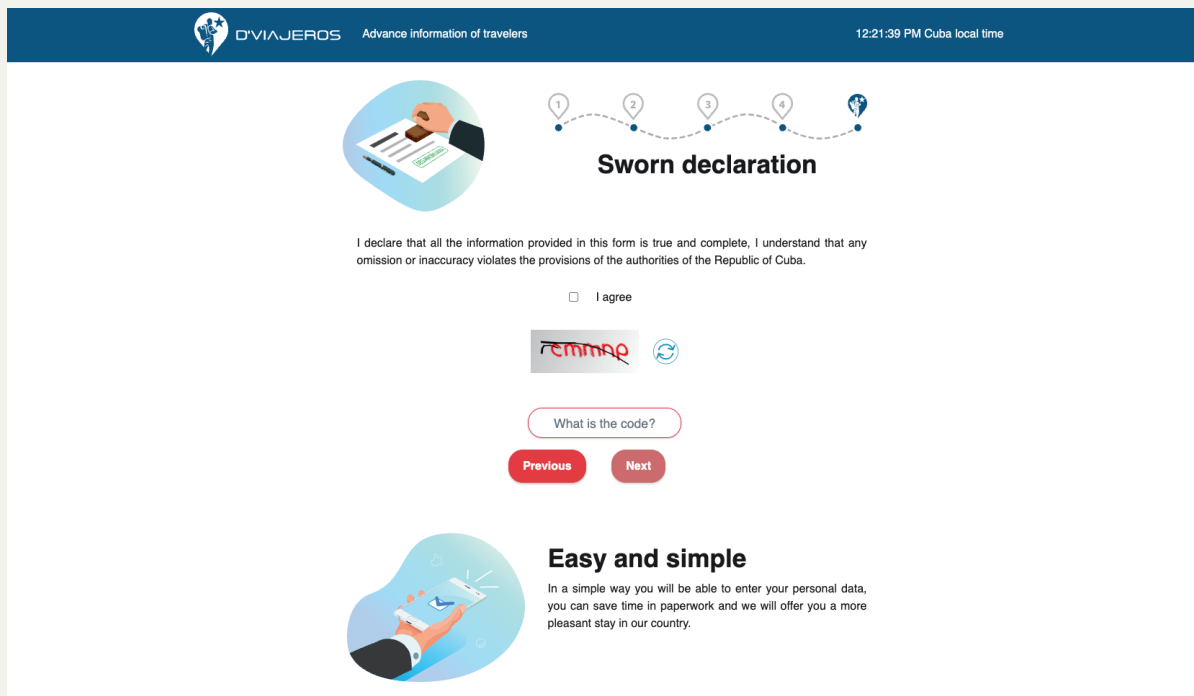
If you have no unaccompanied baggage and nothing to declare, check the appropriate boxes.



The form is titled "Customs Information" with a subtitle "The data they have (\*) are required". It features a progress bar at the top with 5 steps. The first step is active. The form includes a logo for "ADUANAS GENERALES DE LA REPUBLICA" and an illustration of a customs officer and travelers. The form fields are: "Unaccompanied baggage (\*)" with radio buttons for "Yes" and "No" (selected); "No. Children under 10 years of age accompanying you" with a text input field containing "0"; "The import of freely convertible currency (MLC) is free. Declare the total amount when it is greater than five thousand United States dollars (USD 5000) or its equivalent in other MLCs in cash or security"; "Currency" with a dropdown menu showing "Select"; "Amount" with a text input field containing "0"; an "Add" button; "Besides your personal belongings, you bring in some miscellaneous such as footwear, clothing, foodstuffs, personal hygiene and household goods, custom jewelry, lingerie, toiletries and other related articles worth up to one thousand US dollars (USD 1000);"; a text input field containing "To 1000 USD"; "Items you bring with you or in your luggage" with a dropdown menu showing "Select"; and a note: "List of equipment and items (household appliances and others) that you bring, which are not classified as miscellaneous".

## 8. Sworn Declaration

Complete this section honestly to confirm your compliance with Cuban entry requirements.



The form is titled "Sworn declaration" with a subtitle "I declare that all the information provided in this form is true and complete, I understand that any omission or inaccuracy violates the provisions of the authorities of the Republic of Cuba." It features a progress bar at the top with 5 steps. The first step is active. The form includes a logo for "DIAJEROS" and an illustration of a hand holding a document. The form fields are: "I agree" with a checkbox; a signature field with a red signature and a circular stamp; "What is the code?" with a text input field; "Previous" and "Next" buttons; and a section titled "Easy and simple" with a subtitle "In a simple way you will be able to enter your personal data, you can save time in paperwork and we will offer you a more pleasant stay in our country." and an illustration of a hand holding a smartphone.

## 9. Review and Save Your PDF Form

Once completed, view and save the PDF form.

Print it or take a screenshot, especially of the QR code, which will be needed for Cuban immigration and sanitary authorities upon arrival.

## Form Completed

This form in PDF format, you must keep it and present it to the authorities upon arrival in Cuba.

The private code to edit your form is:  
**LYTOI9X4**

The traveler's details and the private code was sent to your email.

Edit Form

View (PDF)

New form

Take a few minutes and rate our  
service!







## Get Your D'Viajeros QR Code and E-Visa Confirmation

# 3

After successfully completing the D'Viajeros form, you will receive an email containing one document (per passenger) that includes:

- The D'Viajeros QR code
- A barcode with your unique e-visa number
- A round color landscape picture (evidence that the e-visa has been purchased and paid for)

**If the final form is missing the round color picture, the process has not been properly completed.**

  
**MINISTERIO DEL TRANSPORTE**

**Información Adelantada del Viajero**  
Advanced Traveler's Information

Nombres / Given Names		
Apellidos / Surnames		
Fecha de Nacimiento / Date of Birth		
Fecha de Emisión / Date of Issue		
No. Identidad / Identity No.		
Sexo / Gender		No. Documento / Document No.
Nacionalidad / Nationality		Ciudadanía / Citizenship

**No tengo nada que declarar ante el servicio de ADUANAS**  
Nothing to declare to Customs

  
DIRECCIÓN DE IDENTIFICACIÓN, INMIGRACIÓN Y EXTRANJERÍA  
LAS TERRAZAS (AR)  
Número de Visa / Visa Number  
(VISA NUMBER)  
USA

  **D'VIAJEROS**  
[www.dviajeros.mitrans.gob.cu](http://www.dviajeros.mitrans.gob.cu)

  
XXXXXXXX

Las leyes cubanas reafirman la obligatoriedad de la veracidad de la información brindada por usted / Cuban laws restate the enforceability of accuracy of the information provided by you  
D'VIAJEROS. Todos los derechos reservados / All rights reserved. 2024.



# 4



## Save or Print the D'Viajeros Form

- Print the form or take a screenshot on your phone.
- You must show this form to Cuban Immigration upon arrival.

## Final Tips:

- Ensure the D'Viajeros form is complete. If the round color picture is missing, the process is not complete, which may lead to entry issues and could require you to purchase another visa.
- Keep your documents handy: The printed or saved QR code and D'Viajeros form will be required at the airport and upon arrival in Cuba.

